

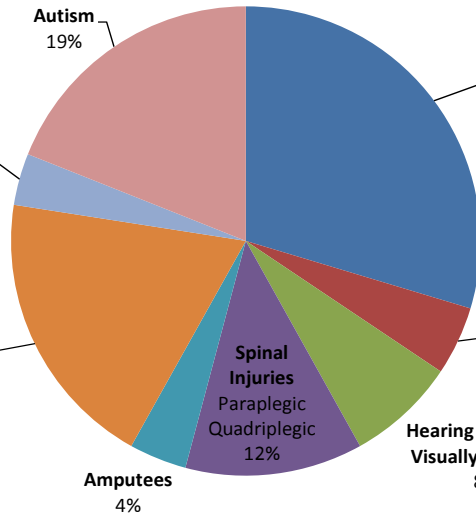
Participants by Disability (excluding Able Bodied Participants) Winter Season 14-15

Emotional / Behavioral / Psychological

- Dementia
- Alzheimer's
- Post Traumatic Stress Disorder
- Bi-polar
- Substance Abuse
- Schizophrenia
- Obsessive Compulsive Disorder

Neurological Disorders

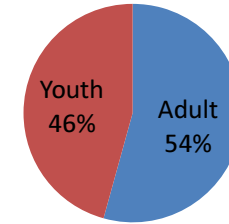
- Parkinson's
- Stroke/CVA
- Traumatic Brain Injury
- Multiple Sclerosis
- Muscular Dystrophy
- Epilepsy
- Cerebral Palsy
- Gross Motor Delay



- ### Cognitive or Genetic
- Learning disabilities
 - Cognitive disabilities
 - ADD/ADHD
 - Down Syndrome
 - Fragile X Syndrome
 - Spina Bifida

- ### Chronic Medical
- Diabetes
 - Post Polio
 - Cancer
 - Arthritis

Participants by Age Winter Season 14-15

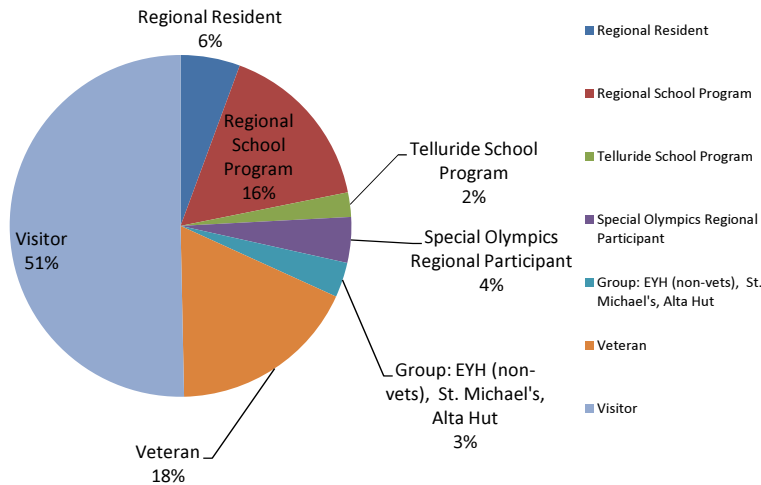


Participants also came from 33 other states and 6 countries.

Most popular additional states are as follows:
TX, AZ, FL, NY, IL, MI, CA, CT

Category lists are meant to provide an example and not a complete representation of all qualifying disabilities.

Participants: Visitor vs. Regional Winter Season 14-15



Colorado Participants by County Winter Season 14-15

